


LOCKness - a smart anti-theft-system!


Thank you for choosing our special dog harness and leash combination. It now is impossible to steal your dog without using some strong tools or massive interaction and manipulation on your dog. This set, consisting of harness and leash, is finished to a high-quality, especially secured but of high wearing comfort.

Put the harness on your dog by putting its head through the neck loop **(A)**. The bar with the two D-rings is located on the dog's back. Then guide the belly bar backwards between the front legs **(B)** and insert the belly strap through the eyelet at the rear end of the belly bar **(C)**. The belly strap is now almost at the end of the ribcage (approx. penultimate or last pair of ribs). Now fasten the abdominal belt by placing it around the dog's trunk, pushing the D-ring at the top through the matching hole in the belt and passing the end of the abdominal belt through the loops **(D)**. The separate short strap is now passed through the D-ring and its end also disappears into a loop on the top of the back bar **(E)**.



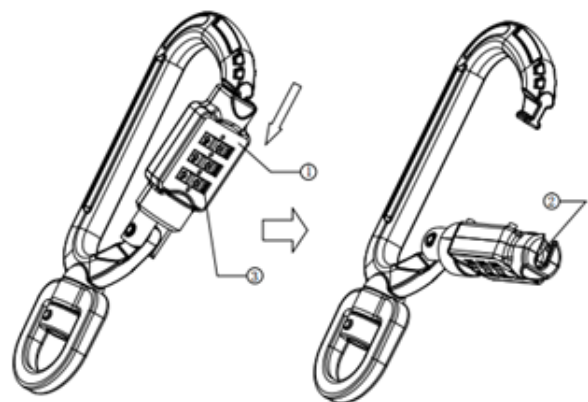
Secure your dog:

To secure your dog, please fix the hook (the one without the lock) to the D-ring on top of the collar loop **(F)**. Approx. 5.5 to 8 inches away from that hook, there is another D-ring on the leash. Connect this D-ring and the D-ring on top of the dog's harness with the lock carabiner **(G + H)**, AFTER you put the leash around a solid object (lamp pole or continuously fixed hand hold). Close the lock carabiner by twisting the number combination **(J)**.



How to set your personal lock number:

To open the lock please zero all numbers (factory setting), press the lock downwards and fold it to the outside **(1)**. Now take a pointy object, press the small button on the inside of the lock's head and adjust your code **(2)** (please press the button down with your pointy object all the time). To close the hook, just flip the lock back, press it a bit downwards until it is locked and adjust the numbers. To open the lock again, put in your 3 chosen numbers, press the lock downwards and fold it to the outside **(3)**.



If you want to use the leash with the lock carabiner for walkies we recommend to twist the number wheels so that the hook will not open by itself while walking.